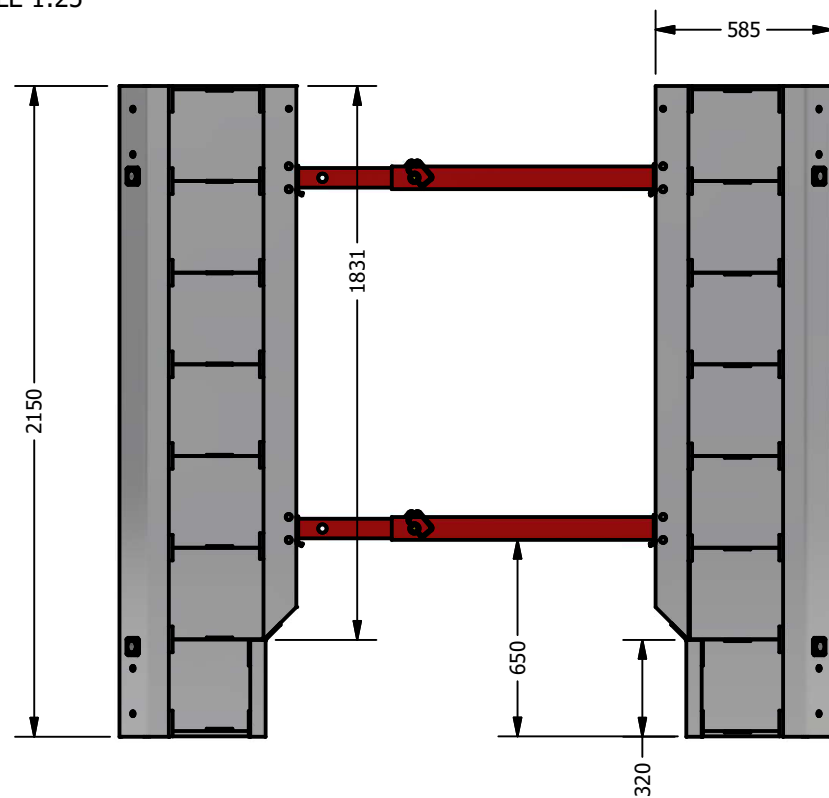
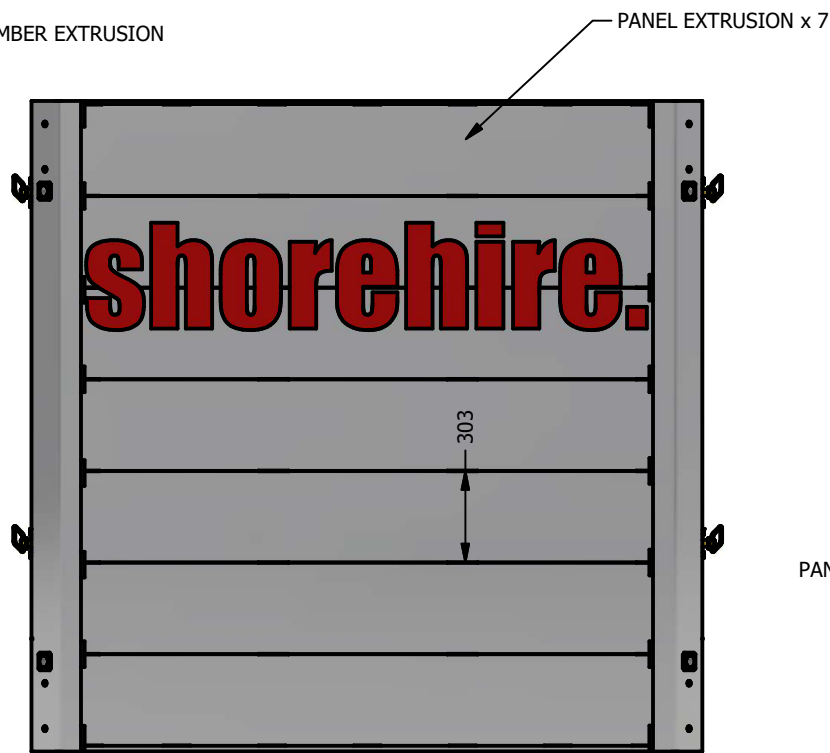


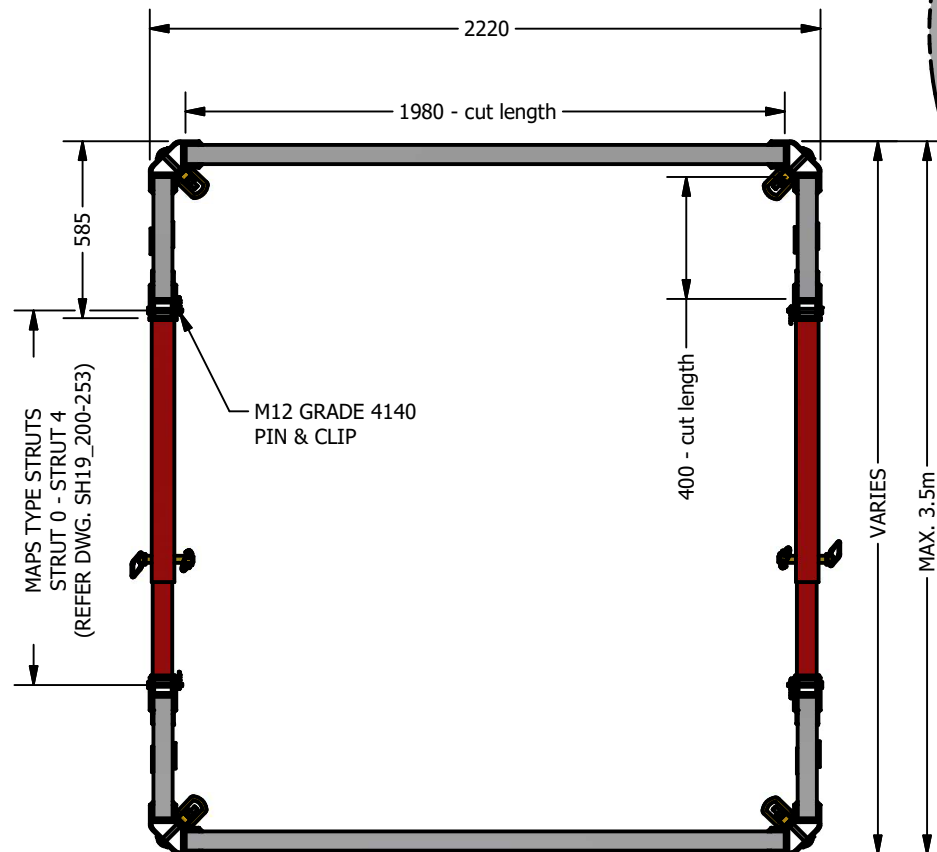
ISOMETRIC VIEW
SCALE 1:25



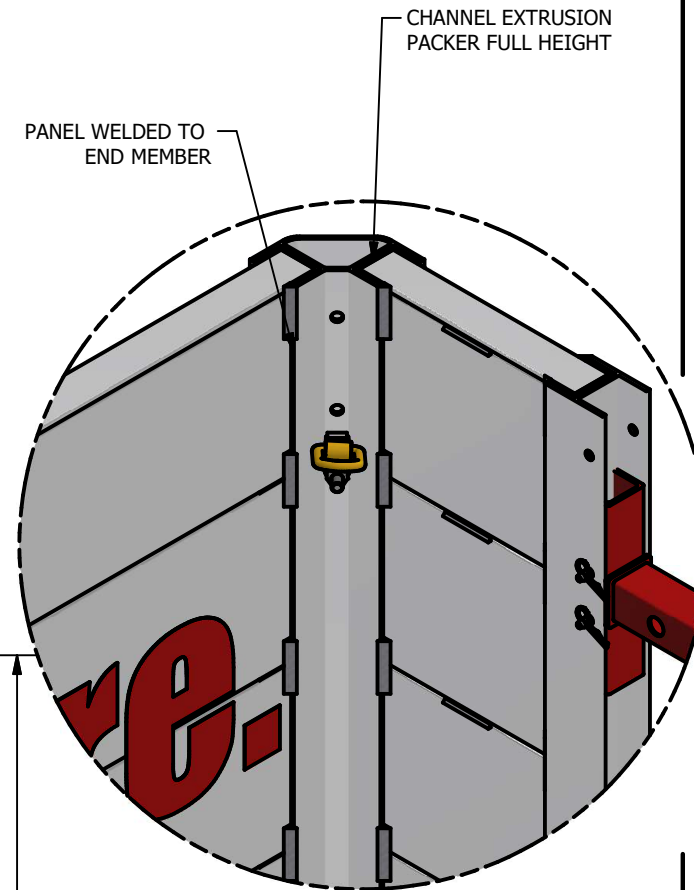
ELEVATION VIEW 2
SCALE 1:20



ELEVATION VIEW 1
SCALE 1:25



TOP VIEW
SCALE 1:25



DETAIL A
SCALE 1 : 10

NO PART OF THIS DRAWING MAY BE REPRODUCED OR TRANSMITTED IN ANY FORM OR STORED IN ANY RETRIEVAL SYSTEM OF ANY NATURE WITHOUT THE WRITTEN PERMISSION OF SHOREHIRE PTY LTD. AS COPYRIGHT HOLDER EXCEPT AS AGREED FOR USE ON THE PROJECT FOR WHICH THE DRAWING WAS ORIGINALLY ISSUED.

A. THIS DRAWING SHALL BE READ IN CONJUNCTION WITH ALL RELEVANT ENGINEERS, ARCHITECTS AND SPECIALISTS DRAWINGS.

B. ALL DIMENSIONS IN mm UNLESS NOTED.

C. DO NOT SCALE DIMENSIONS.

D. THE CONTRACTOR SHALL CHECK ALL DIMENSIONS PRIOR TO COMMENCEMENT OF CONSTRUCTION. DISCREPANCIES SHALL BE REPORTED TO THIS OFFICE IN WRITING.

NOTES:

1. ALL DIMENSIONS IN mm. U.N.O.
2. ALUMINIUM MATERIAL TO BE 6061-T6 OR SIMILAR APPROVED TO AS1664.1.
3. ALL WELDS MIN 4mm TO AS 1664.1 REQUIREMENTS
4. ALL HOLE SPACINGS TO BE +/- 0.125MM U.N.O.

Rev	Description	Date	Drwn	Chkd
1	ISSUED FOR REVIEW	21.12.21	BC	BC
0	ISSUED FOR REVIEW	11.09.21	BC	BC

shorehire.

Shore Hire Pty. Ltd.
PO Box CP449
354 Edgar Street
Condell Park
NSW 2200
Tel: 02 8708 1200
Fax: 02 8708 1222
Email: info@shorehire.com.au
Web: www.shorehire.com.au

Product Description ALUMINIUM MANHOLE BOX				Drawing 2.2m ALUMINIUM MANHOLE BOX GENERAL ASSEMBLY DETAILS FULL TRENCH BOX DETAILS			
Department SHORING							
Drawing Series SH28	Drawing Number 100	Revision 1	Sht. Size A3	Scale A/S	Date JULY '21	Drawn BC	Checked BC